

Scaled data based on original data using
LM-79-08 Approved Method: Electrical and Photometric Measurements of Solid-
State Lighting Products

Test Report Prepared for
Cooper Lighting Solutions
(formerly Eaton)

Brand: McGRAW-EDISON

Report Number: P595342

Luminaire Tested: **IST-PA1F-722-U-5WQ**

Issue Date: 3/22/2022

Test Information

Test Method: LM-79-08
Report Number: P595342
TEST IS SCALED FROM IESNA LM-79-08 TEST DATA (G1-2201-510-14)
Test Lab: INNOVATION CENTER
Issue Date: 3/22/2022
Manufacturer: COOPER LIGHTING SOLUTIONS (FORMERLY EATON)
Product Line: McGRAW-EDISON
Catalog Number: IST-PA1F-722-U-5WQ
Description: IMPACT ELITE LED TRAPEZOID LUMINAIRE
(1) 70 CRI, 2200K, 1200mA LIGHT ENGINE WITH 24 LEDS AND TYPE V WIDE OPTICS
Light Source: -
Ballast/Driver: ELECTRONIC DRIVER

Summary

Lumens per Lamp: N/A
Luminaire Lumens: 8439 lumens
Efficiency: N/A
Efficacy: 90.3 lumens/watt
Luminous Opening: Rectangular (W 0.75' x L: 0.5' x H: 0')
IES Classification: Type V - Medium
BUG Rating: B3 - U0 - G2

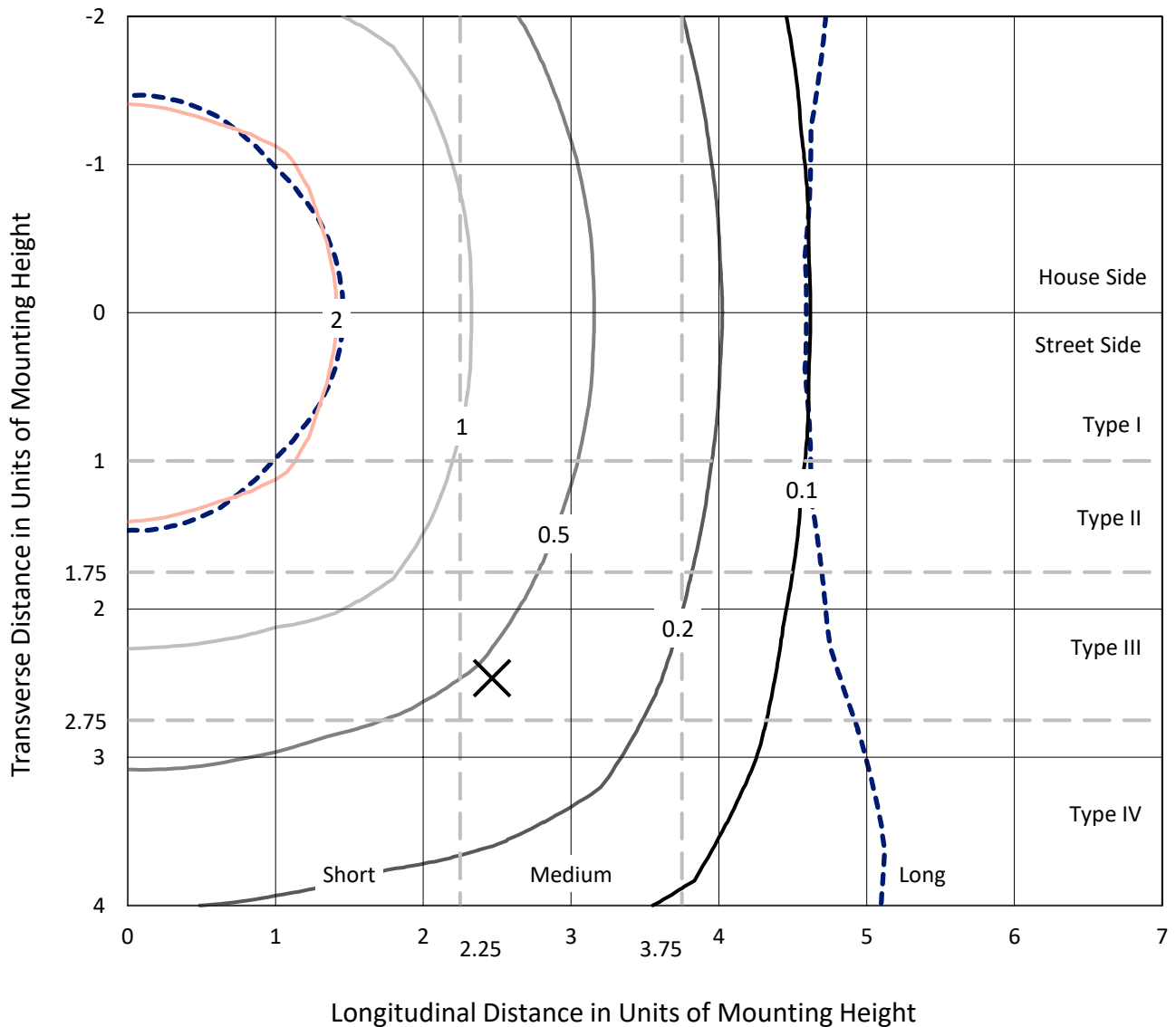
Input Watts (W): 93.5
Input Voltage (V): NR
Input Current (Ain): NR
Voltage Rise (V): NR
Power Factor: NR
Total Harmonic Distortion (THDi): NR
Frequency (hertz): 60
Stabilization Time: NR
Operation Time: NR
Ambient Temperature (°C): NR
Test Distance: 28.75 FT



REPORT NUMBER: P595342
 CATALOG NUMBER: IST-PA1F-722-U-5WQ

Iso-Footcandle Lines of Horizontal Illumination

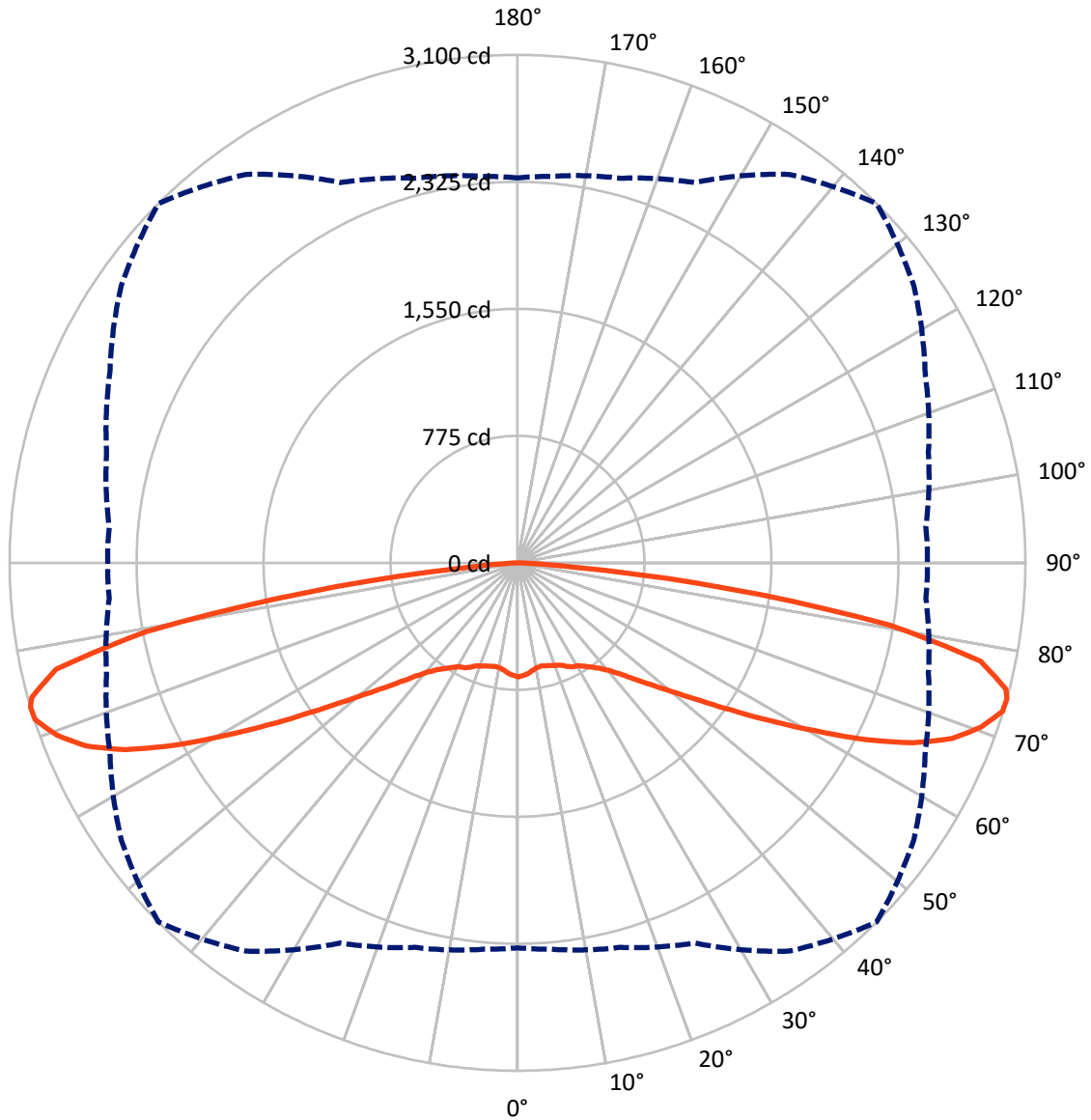
× Max cd
 - - - 1/2 Max cd



Based on 12 foot mounting height. Maximum calculated value = 4.8 fc
 Type V - Medium - N/A

REPORT NUMBER: P595342
CATALOG NUMBER: IST-PA1F-722-U-5WQ

Luminous Intensity Polar Plot



— Vertical Plane Through 45-Deg Lateral - - - Horizontal Cone Through 74-Deg Vertical

REPORT NUMBER: P595342
 CATALOG NUMBER: IST-PA1F-722-U-5WQ

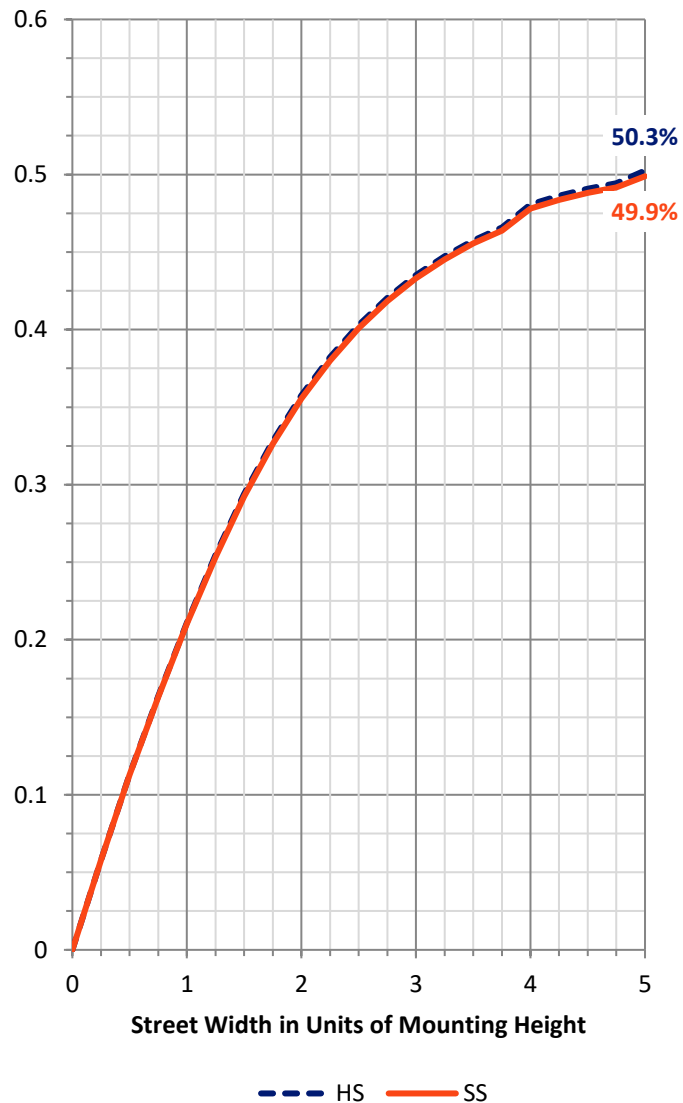
FLUX DISTRIBUTION:

		Downward	Upward	Total
House Side	Lumens	4219.5	0.0	4219.5
	% Fixture	50.0	0.0	50.0
Street Side	Lumens	4219.5	0.0	4219.5
	% Fixture	50.0	0.0	50.0
Total	Lumens	8439.0	0.0	8439.0
	% Fixture	100.0	0.0	100.0

ZONAL LUMENS:

Zone	Lumens	% Fixture
0°-10°	63.8	0.8
10°-20°	186.9	2.2
20°-30°	322.9	3.8
30°-40°	494.5	5.9
40°-50°	804.5	9.5
50°-60°	1395.2	16.5
60°-70°	2310.7	27.4
70°-80°	2500.1	29.6
80°-90°	360.3	4.3
90°-100°	0.0	0.0
100°-110°	0.0	0.0
110°-120°	0.0	0.0
120°-130°	0.0	0.0
130°-140°	0.0	0.0
140°-150°	0.0	0.0
150°-160°	0.0	0.0
160°-170°	0.0	0.0
170°-180°	0.0	0.0
0°-90°	8439.0	100.0
0°-180°	8439.0	100.0

Coefficient of Utilization

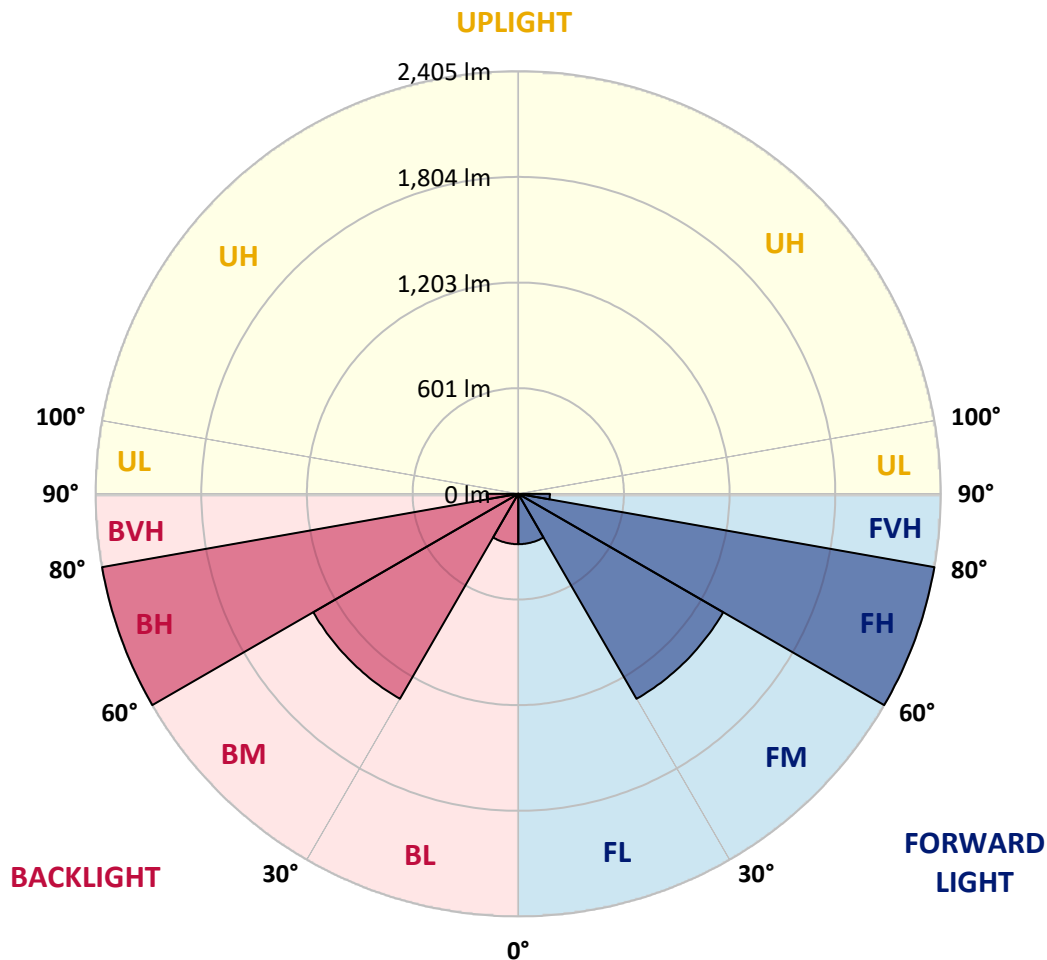


REPORT NUMBER: P595342
 CATALOG NUMBER: IST-PA1F-722-U-5WQ

LUMINAIRE CLASSIFICATION SYSTEM LUMEN TABLE AND BUG RATING:

Zone	Lumens	% Fixture	Zone Rating/Lumen Limit		
			B	U	G
FL (0°-30°)	286.8	3.4			
FM (30°-60°)	1347.1	16.0			
FH (60°-80°)	2405.4	28.5			G2/5000
FVH (80°-90°)	180.1	2.1			G2/225
BL (0°-30°)	286.8	3.4	B1/500		
BM (30°-60°)	1347.1	16.0	B2/2500		
BH (60°-80°)	2405.4	28.5	B3/2500		G2/5000
BVH (80°-90°)	180.1	2.1			G2/225
UL (90°-100°)	0.0	0.0		U0/0	
UH (100°-180°)	0.0	0.0		U0/0	

BUG Rating: B3-U0-G2
 Type V Medium





REPORT NUMBER: P595342
 CATALOG NUMBER: IST-PA1F-722-U-5WQ

CANDELA DISTRIBUTION (FULL):

	0°	5°	15°	25°	35°	45°	55°	65°	75°	85°	90°
0°	696.2	696.2	696.2	696.2	696.2	696.2	696.2	696.2	696.2	696.2	696.2
2.5°	686.2	688.2	688.2	686.2	688.2	688.2	688.2	690.2	688.2	692.2	690.2
5°	676.1	676.1	678.1	676.1	676.1	676.1	676.1	680.1	678.1	682.1	678.1
7.5°	660.1	660.1	660.1	660.1	662.1	662.1	662.1	666.1	666.1	666.1	664.1
10°	656.1	654.1	654.1	650.0	650.0	650.0	648.0	654.1	656.1	660.1	658.1
12.5°	658.1	658.1	654.1	650.0	648.0	646.0	646.0	652.1	658.1	660.1	660.1
15°	666.1	666.1	660.1	652.1	652.1	652.1	650.0	652.1	662.1	666.1	662.1
17.5°	672.1	670.1	664.1	660.1	660.1	658.1	658.1	658.1	664.1	670.1	670.1
20°	682.1	682.1	674.1	670.1	670.1	668.1	666.1	664.1	670.1	678.1	676.1
22.5°	696.2	692.2	686.2	682.1	680.1	678.1	674.1	676.1	680.1	686.2	686.2
25°	706.2	706.2	700.2	698.2	700.2	700.2	694.2	690.2	692.2	698.2	698.2
27.5°	710.2	710.2	706.2	706.2	714.2	718.3	710.2	702.2	698.2	704.2	702.2
30°	726.3	726.3	722.3	720.3	726.3	728.3	724.3	718.3	716.3	722.3	720.3
32.5°	754.4	752.4	746.3	740.3	742.3	752.4	744.3	742.3	742.3	748.4	750.4
35°	786.5	782.5	776.4	770.4	772.4	782.5	774.4	774.4	776.4	784.5	784.5
37.5°	832.6	828.6	820.6	806.5	804.5	816.6	814.6	816.6	824.6	828.6	832.6
40°	882.8	880.8	870.7	858.7	856.7	864.7	866.7	870.7	878.8	882.8	884.8
42.5°	955.0	951.0	934.9	922.9	920.9	930.9	934.9	939.0	949.0	953.0	957.0
45°	1043.3	1041.3	1023.2	1009.2	1003.2	1017.2	1017.2	1021.2	1031.2	1039.3	1039.3
47.5°	1139.6	1137.6	1123.5	1107.5	1109.5	1119.5	1117.5	1119.5	1127.5	1135.6	1141.6
50°	1247.9	1241.9	1225.9	1221.8	1231.9	1241.9	1233.9	1231.9	1243.9	1247.9	1245.9
52.5°	1366.3	1360.3	1352.3	1352.3	1376.3	1394.4	1388.4	1370.3	1370.3	1368.3	1366.3
55°	1506.7	1502.7	1500.7	1510.8	1550.9	1587.0	1564.9	1530.8	1516.8	1508.7	1512.8
57.5°	1653.2	1643.2	1661.2	1683.3	1763.5	1815.7	1781.6	1717.4	1697.3	1681.3	1673.3
60°	1801.7	1797.7	1823.7	1875.9	1990.3	2078.5	2032.4	1926.1	1889.9	1853.8	1853.8
62.5°	1946.1	1942.1	1980.2	2060.5	2241.1	2371.5	2287.2	2152.8	2082.6	2028.4	2020.4
65°	2120.7	2114.7	2156.8	2243.1	2483.8	2648.3	2542.0	2365.4	2281.2	2206.9	2196.9
67.5°	2263.1	2263.1	2319.3	2425.6	2688.5	2861.0	2728.6	2576.1	2477.8	2401.6	2393.5
70°	2399.5	2411.6	2453.7	2558.0	2845.0	3001.4	2881.1	2744.6	2656.4	2580.1	2572.1
72.5°	2457.7	2473.8	2515.9	2618.2	2913.2	3095.7	2955.3	2798.8	2704.5	2628.3	2618.2
74°	2349.4	2367.4	2429.6	2560.1	2893.1	3099.8	2951.3	2744.6	2596.2	2501.9	2501.9
75°	2227.0	2251.1	2325.3	2465.8	2851.0	3077.7	2909.2	2658.4	2451.7	2341.4	2347.4
77.5°	1717.4	1769.6	1849.8	2070.5	2558.0	2889.1	2586.1	2132.7	1801.7	1637.2	1633.1
80°	489.5	561.8	744.3	1235.9	1944.1	2301.2	1900.0	1262.0	890.8	678.1	652.1
82.5°	118.4	138.4	190.6	349.1	830.6	1300.1	941.0	413.3	248.8	162.5	130.4
85°	50.2	54.2	86.3	120.4	228.7	345.1	218.7	140.4	102.3	46.1	44.1
87.5°	18.1	20.1	32.1	32.1	48.2	28.1	50.2	34.1	36.1	12.0	12.0
90°	0.0	0.0	0.0	0.0	0.0	0.0	0.0	0.0	0.0	0.0	0.0

(END OF REPORT)